

NEW: Forensic Light Source PAGLAB MSA-810:
The Ultimate Forensic Light Source in the Laboratory.



PAGLAB MSA-810 with detachable control unit.

The new Projectina PAGLAB MSA-810 is designed to be operated in the laboratory. This new light source completes the models SL-450 and CSL-700, ideal for trace evidence investigation, verification and documentation.

The PAGLAB MSA-810 is the **new** ultimate Forensic tool for professional laboratory work.

PAGLAB MSA-810:

The PAGLAB MSA-810 was developed for high demands in the laboratories: it is compact, easy to use, with extra-ordinary light brightness and motorized filter changer.

Projectina guarantees Swiss quality engineering and workmanship.

Application:

- biological stains
- latent fingerprints
- blood other body fluids
- hair, paint chips and fibres
- general search for evidence
- second-treated fingerprints enhancement

Basic equipment consists of:

- ▶ Basic lamp with handle and liquid light guide connection
- ▶ Liquid light guide d = 5mm, 1.5m long
- ▶ 4 goggles (UV, orange, yellow, red)
- ▶ 3 camera filters 530nm, 495nm, 590nm
- ▶ front quartz condenser 15°
- ▶ remote control with LCD display for changing wavelength (filter), adjusting light intensity and ON/OFF function (shutter control)
- ▶ mains cable
- ▶ instruction for use


Technical Specification:

- ▶ Basic housing PAGLAB MSA-810 with handle, connection of remote control unit, extension for telescope and fixation for light guide
- ▶ Multispectral light source 320-720 nm, power 120W
- ▶ Motorized filter changer via remote control
- ▶ Detachable remote control box (magnetic) with LCD display for filter values, light intensity and ON/OFF function (shutter control)
- ▶ Liquid light guide d = 5mm, 1.5m long with possibility to fix various accessories like shape converter, condenser for larger spot 30°, etc.
- ▶ 10 wavelengths with spectra range white light, UV purple, blue, Cyan and green to yellow
- ▶ 4 goggles (UV protection, orange, yellow, red)
- ▶ Extension for telescope handle up to 70 cm, with light guide fixation
- ▶ Front quartz condenser, 15°, light spot Ø 25 cm with distance to object of 1 m and 12,5 cm with distance of 50 cm
- ▶ Camera filter, d = 58 mm, orange 530nm, yellow 495nm and red 590nm
- ▶ AC 90-240V, mains connection


	Light Output	Wavelength (nm)	Bandwidth (nm)	Goggles or Contrast filters	Application
1	White/visible	400 - 700	400 - 720	UV protection	General evidence illumination
2	UVA	UV 365	320 - 390	UV protection	UV fluorescence dyes and powders, bite marks, bruising, document, fibres
3	UVA enhanced	UV 365+	320 - 490	UV protection orange	Biological stains, other traces, body fluids
4	Purple	415	400 - 430	none orange, yellow	Blood, DNS, fingerprints in blood, sperm, gunshot residue
5	Blue	440	420 - 460	orange	Urine, saliva, sperm
6	Blue	450	400 - 470	orange or yellow	Biological stains, fibres, blood
7	Cyan	500	470 - 520	orange or red	Rhodamine, other fluorescence examples
8	Green	530	515 - 540	orange	Ninhydrin-treated fibres
9	Green	550	525 - 560	orange	
10	Amber	590	580 - 610	red	Ninhydrin, fluorescent background



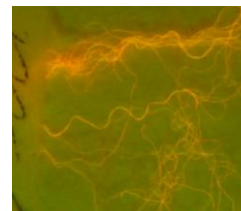
Sperm on tissue




Sperm under UV light



Fingerprint Cyano treated (530 nm)



Textile fibres



sperm stain on fabric



Foot prints

Optional:

- Front condenser, 30°, light spot Ø 50 cm with distance to object of 1 m and 25 cm with distance of 50 cm
- Shape converter, width 140 cm and height 20 cm with a distance to object of 1 m, ideal for searching of large area and for detection of traces of dirt
- Spare multi spectral lamp with socket
- Carrying case with insert
- Special sturdy case „Pelicase“

Weight: approx. 5,2 kg

Size: approx. 150x180x260mm (wxhxd)

Projectina AG

Dammstrasse 2, Postfach
CH-9435 Heerbrugg
Schweiz/Switzerland

Phone + 41-71-727 28 00

Telefax + 41-71-727 28 28

E-mail projectina@projectina.ch

Website www.projectina.ch